




CATERPILLAR GASKET 8H2778 NEW

Product Images



Description

Description:

Rectangular Seals and Rings are circular seals with a rectangular cross-section. The edges may or may not be rounded according to the application needs.

Attributes:

Cat® Seals and Rings are made from materials that are matched to the fluids, temperatures and pressures found in Cat engines and machines. The materials resist wear and extrusion, and provide superior resistance to seal compression set.

Dimensions of our Seals and Rings are consistently held to tight tolerances to ensure they fit properly into seal grooves with the necessary seal compression.

Cat Sealing systems protect more expensive parts from leaks and contamination. Protect your investment with Genuine Cat Seals.

Applications:

Rectangular seals and rings are used in a wide variety of sealing applications throughout Cat machines and engines.

Informations complémentaires

Marque	CATERPILLAR	
État	ORIGINALE	
Applications adaptées (détaillées)	Name	Models
	WHEEL-TYPE LOADER	910 910E 910F 916 918F 926 920 924F 926E 928F 930 930R 930T 936 936E 936F 938F 950 950B 950E 950B/950E 950F 950F II 960F 966C 966D 966E 966F 966F II 966G 966R 970F 972G 980 980B 980C 980F 980F II 980G 980G II 988 988B 988F 988H 990 992 992B 992C 992D 992G 994 994D 994F 994H G916 G926 G936
	CHALLENGER	35 45 65 65B 65C 65D 70C 75 75C 85C
	ENGINE - GENERATOR SET	3145 3150 3160 3304 3304B 3306B 3406 3406B 3406C 3408B 3412C 3508 3508B 3512 3512B 3512C 3516 3516B 3516B GEN 3516C 3516E SR4
	WHEEL-TYPE SKIDDER	120C 508 515 518 518C 525 528 528B 530B 545 FB518
	OFF-HIGHWAY TRUCK	768B 768C 769 769B 769C 771C 772 772B 773 773B 775B 776 776B 776C 776D 777 777B 777C 777D 784B 784C 785 785B 785C 785D 785G 789 789B 789C 789D 789G 793 793B 793C 793D
	ENGINE - MACHINE	3116 3306
	TRACK-TYPE LOADER	941 941B 943 951 951B 951C 953 953B 953C 955 955L 963 963B 973 973C 977 977K 977L 983 983B
	ENGINE - INDUSTRIAL	1673C 3114 3116 3126E 3160 3176B 3176C 3196 3204 3208 3304 3304B 3306 3306B 3306C 3406 3406B 3406C 3406E 3408 3408B 3408C 3412 3412C 3412D 3508 3508B 3508C 3512 3512B 3512C 3512E 3516 3516B 3516C 3516E C-10 C-12 C-15 C-16 C13 C15 C175-16 C18 C27 C32 C9 D320A D330C D333C D342 D342C D343 D346 D348 D349 D353C D353D D353E D379 D379B D398 D398B D399 G3406 G3408B HT400 SCT673 SPS342 SPT342
	ARTICULATED DUMP TRUCK	D20D D250B D250D D250E D250E II D25C D25D D300B D300D D300E D300E II D30C D30D D350C D350D D350E D35C D35HP D400 D400D D400E D40D D44B D550B
	TELEHANDLER	RT100 RT80

Name	Models
ROAD RECLAIMER	RM-250C RM-350 RM-350B RR-250 RR-250B SM-350 SS-250 SS-250B
MOTOR GRADER	120 120G 12F 12G 12H 12H ES 12H NA 130G 140 140G 140H 140H ES 140H NA 143H 14E 14G 14H NA 16 160G 160H 160H ES 160H NA 163H NA 16G 16H NA
WHEELED EXCAVATOR	W330B
PAVING COMPACTOR	CB-534 CB-634 CB-634C CP-533 CP-533C CP-563 CP-563C CP-643 CP-653 CS-531 CS-531C CS-533 CS-533C CS-563 CS-563C CS-573 CS-573C CS-583 CS-583C CS-643 CS-653
UNDERGROUND ARTICULATED TRUCK	AD40 AE40
EXCAVATOR	205B 206B 211B 212B 213B 214B 214B FT 215 215B 215C 215D 219 219D 224B 225 225B 225D 229 229D 235 235B 235C 245 235D 245B 245D 320 L 320-A 320-A L 320-A N 320-A S 320N 322 L 322 LN 322-A 322-A L 322-A LN 322-A N 322N 325 L 325 LN 325-A 325-A FM L 325-A L 325-A LN 330 L 330 LN 330-A 330-A L 330-A L 330-A LN 330B 330B L 330B LN 350 L 350-A 350-A L 375- A 375-A L 5080 5130 5130B 5230 5230B E110B E120B E200B E240B E240C EL200B EL240B EL240C M318
WHEEL TRACTOR- SCRAPER	611 613 613B 613C 615 615C 615C II 621 621B 621E 621F 621R 621S 623 623B 623E 623F 627 627B 627E 627F 627G 631C 631D 631E 633C 633D 637 637B 637D 637E 637G 639D 641 641B 650B 651 651B 651E 657 657B 657E 660B 666 666B
EARTHMOVING COMPACTOR	815 815B 815F 816 816B 816F 825 825B 825C 825G 826B 826C 826G 826G II 836
GENERATOR	SR4 SR4B WEG
ENGINE - TRUCK	1673 1673B 1673C 1676 1674 1693 3176 3208 3306 3306B 3406 3406B 3406E 3408 3408B C-10 C-12 C11 C13
PETROLEUM PRODUCTS	3508 3508B 3508C 3512B 3512C 3516C CX35-P800 CX48-P2300 TH48-E70 TH48- E80
COLD PLANER	PM-465 PM-565 PR-1000 PR-1000C PR-450 PR-450C PR-750B
TRACK-TYPE SKIDDER	120C 125C 4P 527 54H D4HTSK II D5HTSK II
WHEEL DOZER	814 814B 814F 824 824B 824C 824G 824G II 824S 834 834B 834S 834U 854G

Name	Models
BACKHOE LOADER	446 446B
ASPHALT PAVER	AP-1000 AP-1000B AP-1050 AP-1050B AP-1055B BG-2455C BG-245C BG-260C
PIPELAYER	561C 561D 571F 571G 572F 572G 572R 578 583H 583K 583R 587R 589 594 594H
INTEGRATED TOOLCARRIER	IT12 IT12B IT14B IT14F IT18 IT18B IT18F IT24F IT28 IT28B IT28F IT38F
MARINE PRODUCTS	3208 3304 3304B 3306 3406 3406B 3406C 3408 3408B 3408C 3412 3508 3508B 3512 3512B 3516 3516B 3516C C12 D330A D330B D330C D333A D333B D333C D343 D346 D348 D349 D353C D353D D353E
TRACK-TYPE TRACTOR	10 10C 10S 10SU 10U 11 11SU 11U 140 141 143 153 163 183B 4 4A 4P 4S 5 55 56 56H 57 57H 58 58L 59 59L 59N 5A 5P 5S 6 6A 6S 6SU 7 7A 7S 7S LGP 7SU 7U 8 8A 8D 8S 8SU 8U 9 9C 9S 9SU 9U D10 D10N D11N D10T D11R D4E D4E SR D4H D5 D5B D5H D5E D5H XL D6C D6D D6D SR D6E D6E SR D6F SR D6G D6G SR D6G2 LGP D6G2 XL D6GC D6H D6H II D6H XL D6H XR D6R D7F D7G D7H D7R D8H D8K D8L D8N D9E D8R D8R II D9G D9H D9L D9N D9R
LOAD, HAUL, DUMP	R1300 R1300G R1700 II R2900